

MASTERMIND

Put yourself
in the spotlight
with Britain's
toughest
TV quiz



OVER 5000 QUESTIONS AND OVER 50 SPECIALISED SUBJECTS

ALL QUESTIONS ASKED BY MAGNUS MAGNUSSON

SPECIALLY SHOT VIDEO

BBC
MULTIMEDIA

BBC Mastermind

Minimum System Requirements

The BBC Mastermind CD-ROM requires the following minimum system to work correctly:

- 486 Multimedia PC with 50 Mhz processor and 8 MB of RAM
- Double speed CD-ROM drive
- 16 bit (64K) colour display set to 640 x 480
- SoundBlaster 16 bit audio card (or 100% compatible)
- Suitable loudspeakers or headphones
- Mouse or other pointing device
- Windows 3.1, 3.11 or Windows 95
- At least 10 MB of free hard disk space

Installation Instructions

- 1) Ensure that Microsoft Windows 3.1, 3.11 or Windows 95 is running with no other applications open.
- 2) Insert the BBC Mastermind CD-ROM into your CD-ROM drive.
- 3) **Windows 3.1 or 3.11 users:**
Within Program Manager, click on File and then select Run from the drop down menu.
Windows 95 users:
From your Windows 95 desktop, choose Start and then Run.
- 4) On the command line type D:\Setup.exe then click OK.
If your CD-ROM drive is not drive D, substitute the correct drive letter.
- 5) To install BBC Mastermind, follow the instructions as they appear. If in doubt choose the default options as you proceed through the installation.

Note: Quicktime for Windows

If you do not have a suitable version of Quicktime for Windows available on your system, you should install the Quicktime software included on the BBC Mastermind CD-ROM. If you are unsure, you should opt to install Quicktime

and when prompted you should calibrate your system by playing the Movie which appears on screen. Once the calibration Movie has ended, close the Quicktime Player by choosing File and then Exit. This will allow you to continue with your BBC Mastermind installation.

- 6) Once you have completed the BBC Mastermind installation, if prompted, shut down Windows and then re-start your computer. You should now be able to start BBC Mastermind by double clicking on the BBC Mastermind icon or program listing.
- 7) Next time you want to play BBC Mastermind insert the CD-ROM into your CD-ROM drive and double click on the BBC Mastermind icon.
- 8) The BBC Mastermind Software can be uninstalled by selecting the uninstall icon or program listing.

System Configuration

Please ensure that you run BBC Mastermind using a 640 x 480 display set to 16 bit (64K) colours and that you are using the latest drivers available from your hardware supplier. If you need to change settings, refer to the documentation supplied with Windows and your particular system.

For further information, please open the Readme file included within this software.

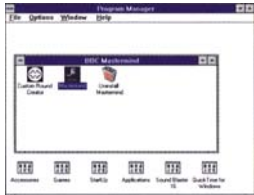
Technical Support

If you experience any problems after completing the installation procedure contained in this booklet, please check that your system and settings meet or exceed the minimum specification described above and refer to your Windows and system documentation. Having checked your system, please attempt to install BBC Mastermind again and make a note of the prompts displayed during the installation process. If you still have a problem and require further assistance, you may call the BBC Multimedia UK Technical Support Line on 0181 308 6544.

When calling, please ensure you have a pen and paper at the ready and have made a note of any error messages displayed by your system! It will also be extremely helpful if you have available any technical information about your PC configuration.

BBC Mastermind - Running the Main Program

Once the installation is complete, your desktop should contain a set of icons as shown:



Windows 3.1



Windows 95

In either case, you run the main program by double-clicking the Mastermind chair icon. Under Windows 95, BBC Mastermind may also be run by selecting:

Start, Programs, BBC Mastermind, Mastermind

Getting Around

To skip the introduction, or any of the other video or audio sequences, click the left mouse button once.

To jump to the end of a round, press the Escape key.

To select Help at the Sign-in screen, click on the 'spotlight' icon.

To quit from Mastermind, press the Escape key at the Sign-In screen and confirm by selecting the appropriate option.



Sign-In

Between one and four contenders can play Mastermind in any single session. Each contender must complete the following details:

Name

Gender (for voice responses)

Specialised subject

Shown below is the Sign-In screen completed for three contenders.



HELP

You can obtain more detailed instructions by selecting the help 'spotlight'.

Subject Selection

To select a specialised subject: Click on the subject icon, positioned to the right of the contender's name on the Sign-In screen, to display the Specialised Subjects screen.

Select from the 'subject dial' a broad subject heading.

To answer a broad range of questions on that subject, click on the title at the top of the 'subject line',

or alternatively,

Select a more specific specialised subject from the 'subject line'.



Starting a Contest

Once all the details have been entered correctly, select the 'chair' icon to start the contest.



Magnus will ask you to confirm your request by clicking on the icon for a second time. Note that contender details cannot be changed during a contest.

Specialised Subject Round

The rules and format of the competition mirror the BBC television programme. Contenders are summoned to the chair, in turn, and have two minutes to answer questions on their chosen specialised subject, with Magnus asking the questions.

Three potential answers appear gradually from screen left, starting with the first two letters of the first word.

You can:

- Select an answer (as soon as the first two letters are displayed).

- Pass on a question.

- Ask Magnus to repeat a question.



At the end of the two minutes the buzzer sounds. Magnus summarises your performance and provides feedback on any passed questions. Note that where the answer to a question is a person's name, the first name may or may not be presented as a component of the answer.

The General Knowledge Round

At the end of the Specialised Subject round, Magnus summarises the state of play. Contenders are then invited to compete in a General Knowledge round, with the same rules applying as in the first round. Upon conclusion of the General Knowledge round, Magnus again summarises the scores. The winner is the contender with the most points and fewest passes. In the event that two or more contenders have the same score and an equal number of passes, the winner is decided through a series of tie-break rounds.

Re-starting a Contest

To re-start a contest, press the Escape key to return to the Sign-In screen. Contender details can then be changed and the contest re-started. Should a contender wish to retire from a contest their name should be deleted from the Sign-In screen.

Conclusion of the Contest

The contest concludes with a presentation of the Caithness Bowl - the traditional Mastermind trophy. If applicable, the winner's name and score are added automatically to the High Scores table, viewable from the Sign-In screen.

Note that the screen also includes an encrypted code. This code is displayed only on this screen and not on the High Scores table. If you wish to enter the BBC Mastermind Multimedia Challenge it is important that you make a precise note of this code (as shown), together with your name, score and date.



Encrypted code

The BBC Mastermind Multimedia Challenge

This is your chance to win a limited edition Caithness Glass paper-weight, engraved with your name and score.

Send a postcard containing your name, score, date and the encrypted code (this checks your score and question details) displayed at the conclusion of the contest to:

Mastermind Multimedia Challenge
BBC Multimedia
Room A2030
Woodlands
80 Wood Lane
London W12 OTT

COMPETITION CLOSING DATES

December 31st 1996
March 31st 1997
June 30th 1997
September 30th 1997
December 31st 1997



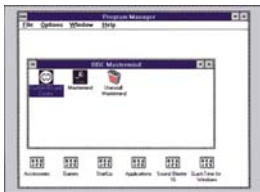
Details of the Competition together with a list of winners can be obtained from BBC Multimedia at the above address. Please send a stamped, addressed envelope to the above address.

BBC Mastermind - Custom Rounds

In addition to the BBC Mastermind program icon, a Custom Rounds icon will appear on the desktop following installation. Double-clicking on this icon activates the Custom Rounds utility.

Under Windows 95, Custom Rounds may be run by selecting:

Start, Programs, BBC Mastermind, Custom Rounds



Windows 3.1



Windows 95

This utility enables you to search the database of over 5000 questions to create customised, specialised-subject rounds.

Once rounds have been created, they are selectable from the Subject Select screen in the main BBC Mastermind program under Custom Rounds. There is no upper limit to the number of Custom Rounds which can be created, but we recommend Custom Rounds do NOT include more than 200 questions.

Creating a New Custom Round

The first screen allows you to create new Custom Rounds. Existing Custom Rounds can also be either edited or deleted from this screen, their names having first been highlighted with a single mouse-click.



To create a new Custom Round:

Click on the word NEW - the Set Questions screen is then displayed.

Name the round, entering up to 8 letters in the first field, alongside ROUND NAME.



To browse questions:

Select a category using the arrow symbols on either side of the SUBJECT AREA field, or

Enter a KEYWORD in the third field and press Enter or click on SEARCH.



To add questions:

Select ADD for individual questions.

Select ADD ALL to include all the questions found during a search.

The minimum number of questions required to produce a saved round is 30.





To complete a Custom Round:

ADD or REMOVE questions as desired using the on-screen options.

Select SAVE to confirm your final selection.

Note that the right mouse button clicked over the arrow symbols skips to the first and last selected questions.

Mastermind is one of a range of entertaining and educational CD-ROMs produced by BBC Multimedia.



Available through all usual stockists

MASTERMIND



Key Mastermind Television Facts

- ◆ Highest Score 41 (programme 6 1995).
- ◆ More than 57,000 questions have been asked.
- ◆ First transmitted September 11th 1972 at 10.45pm.

That family gathering, party, or night in
will never be the same again!

'Can I have the next contender please...!'



A special feature of the **Mastermind** CD-ROM will allow high scorers to record their scores and send them to the BBC. The highest will win a special prize.

BBC
MULTIMEDIA